

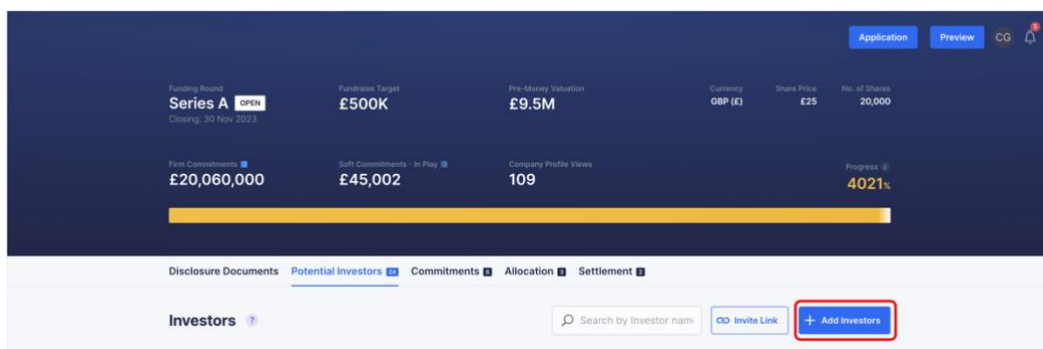
Guide to Inviting Investors to your Fundraise.

This document serves as a comprehensive guide to help you effectively invite investors to your fundraiser on Floww.

Inviting investors to your fundraiser is made easy on Floww, consisting of just 2 simple steps:

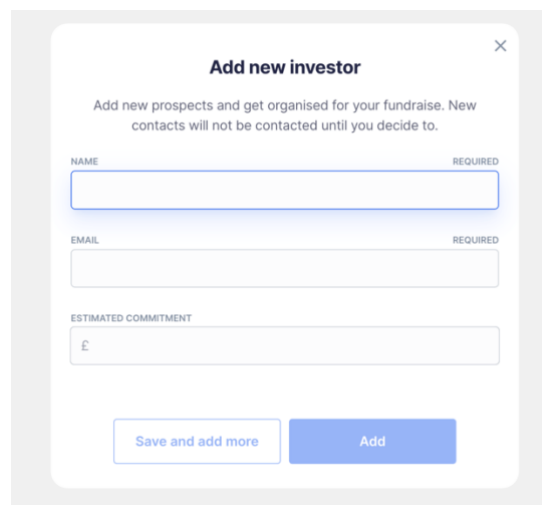
Step 1: Add investors to your fundraiser.

To invite investors, simply click the 'add investors' button:



To add an investor, provide their name and email in the respective fields. You also have the option to include an '*estimated commitment*' to track the expected investments from each investor. Make sure to use the correct email address as investors will access your fundraiser via this email address.

Once you have filled in the necessary information, click '*add*' to include the investor in your fundraiser. To add multiple investors at once, select '*save and add more*'.

A screenshot of the 'Add new investor' form. The form has a title 'Add new investor' and a close button (X). Below the title is a sub-header: 'Add new prospects and get organised for your fundraiser. New contacts will not be contacted until you decide to.' The form contains three input fields: 'NAME' (REQUIRED), 'EMAIL' (REQUIRED), and 'ESTIMATED COMMITMENT' (with a currency symbol '£'). At the bottom of the form are two buttons: 'Save and add more' and 'Add'.

Just remember: Although you have added the investor to your fundraiser, you still need to invite- see step 2 below.

Step 2: Invite investors to your fundraising.

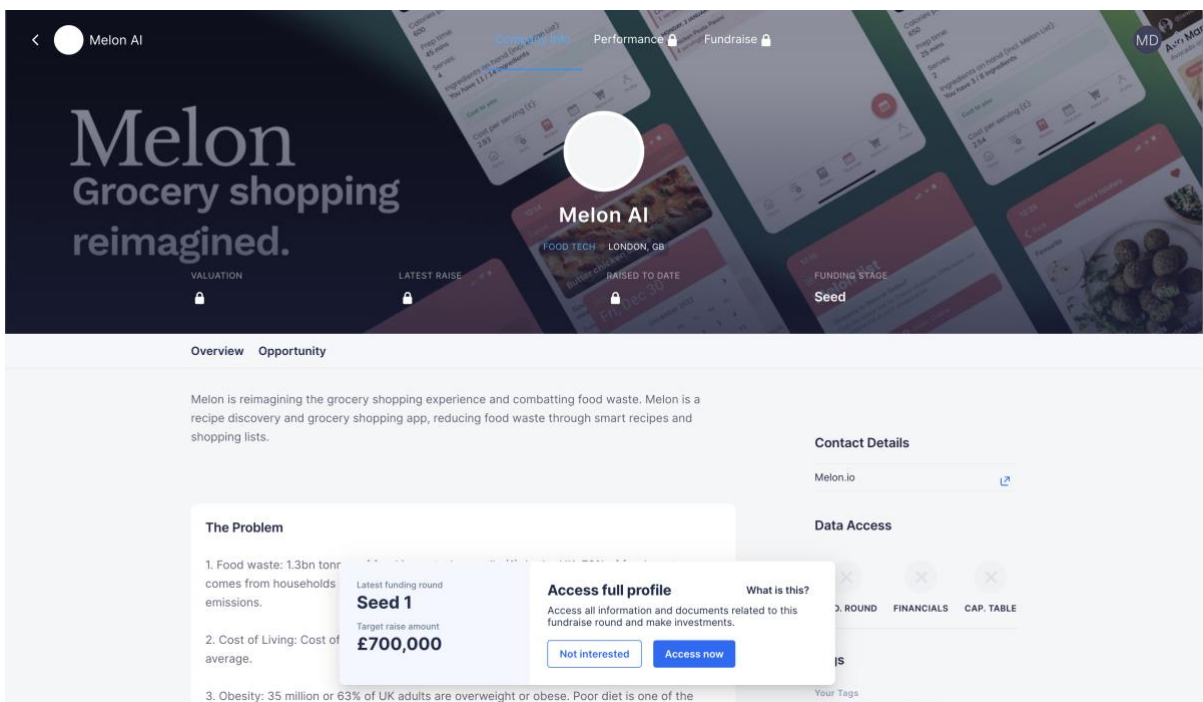
To invite your investor to your fundraising, click the 'invite to find out more' button:



When you invite an investor by clicking 'invite to find out more', your investor is automatically sent an email containing an invite to your fundraising.

What happens next?

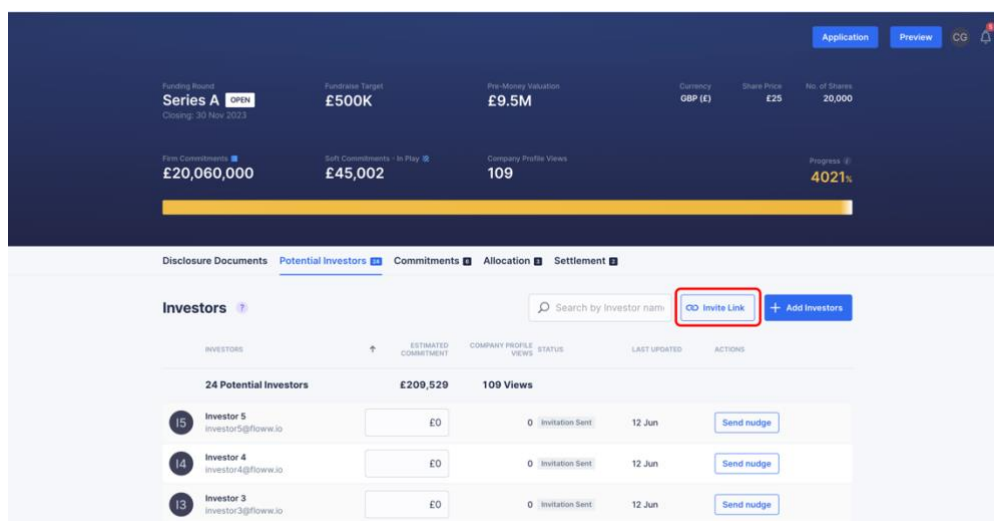
Once your investor receives this invite email, the investor can follow the link to view your company info page and they can accept the invite:



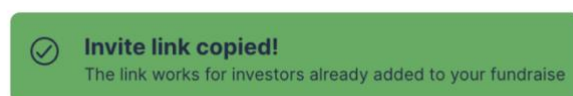
Anything you can do?

If you want a more personal touch, you can share an invite link with your investors. Your investors can then use this link to Sign-up or Log-in to Floww.

In your live fundraising, click the 'Invite link' button to copy your fundraising link to your clipboard:



Once copied, you'll get a success pop-up message. This confirms that your fundraising link was successfully copied to your clipboard:



You can then share this link with investors you have **invited to your fundraising** via WhatsApp, email, or any other **private channel**.

Important reminders:

- Only investors you have invited to the fundraising will be able to access your fundraising—thus make sure you share this fundraising link with investors you have invited to your fundraising (through clicking 'invite to find out more' button).
- When investors Sign-up or Log-in, they must use the email you have invited them to your fundraising. If an investor uses the incorrect email, the investor will not see the fundraising invite.